

○ MUSIC  city COUNSELOR

THANK YOU FOR YOUR
PURCHASE!



Hey y'all, Laura here! I so appreciate when you please take a moment to leave a review on my resources on my TpT Store. Thanks for your support! Enjoy the resource!

♥ *laura oathout*

LET'S CONNECT!



For helpful ideas, engaging resources, and freebies, please check out my website and membership!

○ ♥ **WEBSITE:** www.musiccitycounselor.com

♥ **MEMBERSHIP:** www.counselorcollab.com

ASCA MINDSETS & BEHAVIORS:

Mindsets:

- M1: Belief in development of whole self, including a healthy balance of mental, social/emotional, and physical well-being

Behaviors:

- B-SS 3: Positive relationships with adults to support success
- B-SS 8: Advocacy skills for self and others and ability to assert self, when necessary

MATERIALS NEEDED:

- Printed materials
- 6 hook-and-loop fastener dots
- Crayons or markers
- Pencils
- Scissors
- Glue sticks

DIRECTIONS PAGE 1:

This lesson will take approximately 45 minutes to teach.

Recommended Sequence:

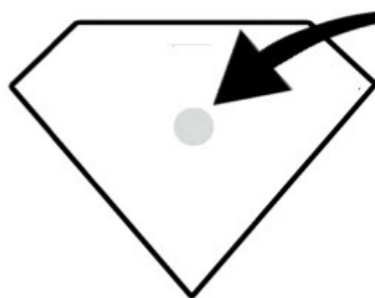
1. Review the PowerPoint or digital for Google Slides™ presentation. As you present each Super Counselor Badge, attach that cut-out badge to the Super School Counselor.
2. Review (and display) the instructional posters with students.
3. Choose a craft, worksheet, or coloring page to close the lesson.

Super School Counselor & Badges Prep:

7 different options (for race, gender) for the Super School Counselor are included in full color and black/white. Please choose the one that looks most like you. Please cut out his/her face and body and glue the head to the body. 6 different badges are included in full color and black/white. Please print them and cut them out. Please place one side of a hook-and-loop fastener dot in the middle of the badge on the body of the Super School Counselor. Please place the other side of a hook-and-loop fastener dot on the back of each of the badges. This makes attaching the badges to the Super Counselor easy and quick as you teach.



One side of the hook-and-loop fastener dot goes here



The other side of the hook-and-loop fastener dot goes on the back of each badge

DIRECTIONS PAGE 2:

PowerPoint Presentation & Badges:

Both a PowerPoint and digital for Google Slides™ presentation are included. This presentation teaches students how their School Counselor is like a superhero. Just like superheroes have superpowers, school counselors do, too! We wear 6 different Super Counselor Badges that each represent one of our Super Counselor Powers: helper, listener, kindness, solver, secret-keeper, and safety. The presentation teaches students about all 6 badges and the many ways that school counselors help students. As you teach each badge, show the cut-out badge to students and ask a volunteer to attach that badge to the body of the Super School Counselor. The presentation closes with a discussion question that asks students how their Super School Counselor can help them. Please ask students to turn and talk with a partner to discuss this question, then share out their answer with the class.

Posters:

8 posters are included. Please choose the poster with the Super School Counselor that looks the most like you. Please use these posters in instruction and display them in your space.

Craft:

This cute craft encourages students to reflect on the 6 Super School Counselor Badges and the ways their school counselor can help them. Please choose the clipart Super School Counselor that looks most like you (4 options are included) and give it to students along with the writing page. Please ask students to cut out the Super School Counselor and decorate him/her. Then, they can glue/him her to the top of the writing page as shown in the sample. Finally, students can write on the lines about which badges their Super School Counselor has and how he/she can help them. These make for a cute hallway display or bulletin board!

DIRECTIONS PAGE 3:

Worksheets & Coloring Pages

Multiple options for worksheets and coloring pages are included to close the lesson. Please choose the ones that best fit the needs and abilities of your students and the amount of time that you have.

Questions, comments, or suggestions? Please contact me any time at laura@musiccitycounselor.com. I'm here to help! :)

PS I so appreciate when you please take a moment to please leave a **review** on my resources on my TpT store. It earns you credits towards future purchases, helps other educators find quality resources, and helps my small business grow. 😊

SAMPLE ACTIVITY

As you teach each badge, add it to the Super Counselor's chest!



SAMPLE CRAFT




Name: Jessica Fuentes

MY SUPER COUNSELOR

Which Super Counselor Badges does your school counselor have? How can he/she use them to help you?

My Super Counselor has 6 badges.
They are kindness, secret-keeper,
safety, helper, solver, and listener.
She can help me learn how to make
friends and do well at school.

POSTERS



**My School
Counselor is a
SUPERHERO!**

SUPER Badges



SUPER Badges



SUPER Badges



SUPER Badges



SUPER Badges



SUPER Badges



SUPER Badges




SUPER SCHOOL

COUNSELOR

ACTIVITY +


BADGES




















SUPER
Counselor

A vibrant graphic featuring a red background with a large yellow diamond in the center. The diamond has a black outline and a yellow border with small dots. Inside the diamond, the word "SUPER" is written in large, colorful, stylized letters (S: yellow, U: pink, P: blue, E: purple, R: orange), and the word "Counselor" is written below it in a bold, black, sans-serif font. To the left of the diamond, there is a partial view of a circular graphic with concentric rings of blue, black, and brown.

SUPER
Counselor



SUPER
counselor














Helper





© Music City Counselor














SUPER
counselor



**Secret
Keeper**



© Music City Counselor



Kindness



© Music City Counselor

Listener




© Music City Counselor


Helper





© Music City Counselor

CRAFT









Name: _____

MY SUPER COUNSELOR


Which Super Counselor Badges does your school counselor have? How can he/she use them to help you?

WORKSHEETS + COLORING PAGES

Name: _____

SUPER SCHOOL COUNSELOR CAPE


Decorate your own Super
Counselor Cape. Write on the
lines how your Super School
Counselor can help you.



Name: _____

SUPER COUNSELOR BADGE


Create your own Super Counselor Badge. Write on the lines how your Super School Counselor can use this badge to help you.



Name: _____

© Music City Counselor


MY COUNSELOR IS MY SUPERHERO!



Name: _____

© Music City Counselor


MY COUNSELOR IS MY SUPERHERO!



Name: _____

© Music City Counselor

MY COUNSELOR IS MY SUPERHERO!



○ TERMS OF USE:

- Make copies for the purchaser's classroom AND share copies with other educators within your school building
- Reference (without distribution) this product in blog posts, seminars, professional development workshops, or other such venues provided there is both credit given to myself as the author and a link back to my TpT store included in the post/presentation

• YOU MAY •

- Claim the work as your own, alter the files in any way, or remove/attempt to remove the copyright
- Share this product with educators outside of your school building
- Repackage, sell, or giveaway this product to others
- Offer to share this product anywhere on the internet as a download or copy

• YOU MAY NOT •



Please contact me any time at laura@musiccitycounselor.com with questions, suggestions, resource requests, or comments. I'm here to help and would love to hear from you!

♥ *laura oathout*

THIS RESOURCE WAS MADE POSSIBLE THANKS TO:

